

Road Map



Hybrid Map



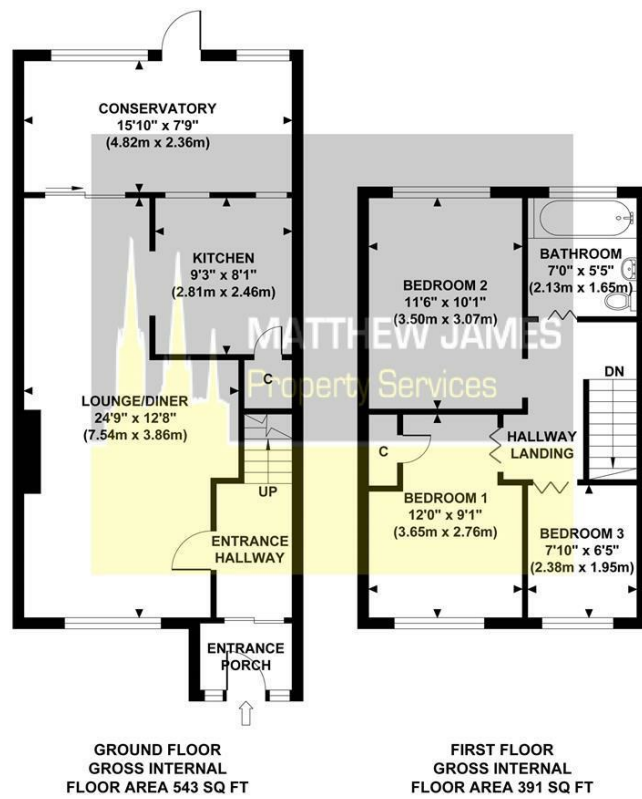
Terrain Map



MATTHEW JAMES
Property Services

Floor Plan

74 YEWDALE CRESCENT
Approximate Gross Internal Area 933 sq ft / 86.70 sq m



Although every attempt has been made to ensure accuracy, all measurements are approximate and no responsibility is taken for any error, omission, or mis-statement. This floor plan is for illustrative purposes only and not to scale. Measured in accordance to RICS standards.



74 Yewdale Crescent
Potters Green, Coventry CV2 2FL

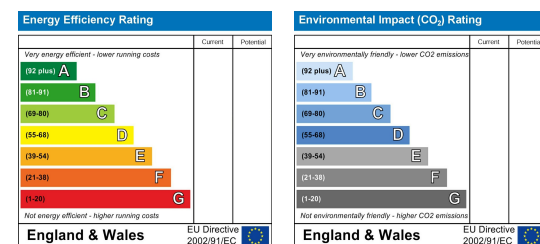
Offers Over £200,000




Viewing

Please contact us on 02477 170170 if you wish to arrange a viewing appointment for this property or require further information.

Energy Efficiency Graph



These particulars, whilst believed to be accurate are set out as a general outline only for guidance and do not constitute any part of an offer or contract. Intending purchasers should not rely on them as statements of representation of fact, but must satisfy themselves by inspection or otherwise as to their accuracy. No person in this firm's employment has the authority to make or give any representation or warranty in respect of the property.



CONTACT INFORMATION

24a Warwick Row, Coventry CV1 1EY
02477 170170

info@matthewjames.uk.com
www.matthewjames.uk.com

Facebook
Twitter

74 Yewdale Crescent

Potters Green, Coventry CV2 2FL

Offers Over £200,000



Front Garden

Entrance Porch

Entrance Hallway

Lounge/ Diner

24'9 x 12'8 (max)

Kitchen

9'3 x 8'1

Conservatory

15'10 x 7'9

Hallway Landing

Bathroom

7'0 x 5'5

Bedroom One

12'0 x 9'1

Bedroom Two

11'6 x 10'0

Bedroom Three

7'10 x 6'5

Rear Garden

Garage

